


# Colours


## EXTERIOR COLOUR OPTIONS



040  
Alpine White




1D6  
Silver Sky Metallic




1G3  
Magnetic Grey Metallic




202  
Black




3R3  
Barcelona Red Metallic



4T3  
Pyrite Mica



6V4  
Spruce Mica



8T5  
Blue Ribbon Metallic

## INTERIOR COLOUR OPTIONS

	Alpine White	Silver Sky Metallic	Magnetic Grey Metallic	Black	Barcelona Red Metallic	Pyrite Mica	Spruce Mica	Blue Ribbon Metallic
4x2 Access Cab	Grey Fabric	Grey Fabric	Grey Fabric	Grey Fabric	Grey Fabric			Grey Fabric
4x4 Access Cab	Grey Fabric	Grey Fabric	Grey Fabric	Grey Fabric	Grey Fabric	Grey Fabric	Grey Fabric	Grey Fabric
4x4 Access Cab V6	Grey Fabric	Grey Fabric	Grey Fabric	Grey Fabric	Grey Fabric	Grey Fabric	Grey Fabric	Grey Fabric
4x4 Double Cab V6	Grey Fabric or Leather	Grey Fabric or Leather	Grey Fabric or Leather	Grey Fabric or Leather	Grey Fabric or Leather	Grey Fabric or Leather	Grey Fabric or Leather	Grey Fabric or Leather

Please see your Toyota Dealer for details.

## Tacoma Features

### INTERIOR

#### ENTERTAINMENT & CONNECTIVITY

	4-Cyl Access Cab	4-Cyl Access Cab	V6 Access Cab	V6 6M Double Cab	V6 5A Double Cab
6.1" Touch Panel Display Audio AM/FM/CD Player, MP3/WMA Playback	●	●	●	●	●
SiriusXM® Satellite Radio	–	●	●	●	●
USB Input Port, Auxiliary Input Jack	●	●	●	●	●
Bluetooth®4 Hands-Free Phone Connectivity & Wireless Audio Streaming	●	●	●	●	●
6-Speakers	●	●	●	●	●
Steering Wheel Bluetooth®4 & Audio Controls	–	–	●	●	●
Voice Recognition	●	–	–	–	–
Advanced Voice Recognition	–	●	●	●	●

#### COMFORT & CONVENIENCE

	4-Cyl Access Cab	4-Cyl Access Cab	V6 Access Cab	V6 6M Double Cab	V6 5A Double Cab
Air Conditioning	●	●	●	●	●
Rear Seat Heater Ducts	–	–	–	●	●
Power Door Locks	●	●	●	●	●
Power Windows w/Driver Side Auto-Down	●	●	●	●	●
Sliding Rear Window	–	–	●	●	●
Tachometer, Water Temperature Gauge	●	●	●	●	●
4WD Indicator	–	●	●	●	●
4-Spoke, Tilt & Telescopic Steering Wheel	●	●	●	●	●
Digital Clock	●	●	●	●	●
Carpet, Carpet Floor Mats, All-Season Floor Mats	●	●	●	●	●
Cruise Control	–	–	●	●	●
Front Centre Console Box, Overhead Console Box	●	●	●	●	●
Storage Under Rear Seat	●	●	●	●	●
Front & Rear Cupholders, Door Map Pockets	●	●	●	●	●
Map Lamps	●	●	●	●	●
Accessory Power Outlet (12 V)	●	●	●	●	●
Keyless Entry	–	–	●	●	●

#### SEATING & TRIM

	4-Cyl Access Cab	4-Cyl Access Cab	V6 Access Cab	V6 6M Double Cab	V6 5A Double Cab
Front Bucket Seats w/Fabric Seat Material	●	●	●	●	●
Driver & Front Passenger Seats w/Recline, Fore/Aft Adjustments	●	●	●	●	●
Driver Seat Lumbar Support Adjustments	–	–	–	●	●
Front Passenger Seat Fold-Down Seatback	–	–	–	●	●
Rear Jump Seats w/Fold-Up Rear Seat Cushion	●	●	●	–	–
60/40 Split Rear Bench Seat w/Fold-Down Seat Back	–	–	–	●	●
Front Seat Vertically Adjustable Headrests	●	●	●	–	–
All-Position Vertically Adjustable Headrests	–	–	–	●	●

### EXTERIOR

	4-Cyl Access Cab	4-Cyl Access Cab	V6 Access Cab	V6 6M Double Cab	V6 5A Double Cab
6-Foot Cargo Bed	●	●	●	–	●
5-Foot Cargo Bed	–	–	–	●	–
Rear Privacy Glass	–	–	●	●	●
Side Window Defoggers	●	●	●	●	●
Rear Step Bumper	●	●	●	●	●
Rear Splash Guards	●	–	–	–	–
Front & Rear Splash Guards, Fender Flares	–	●	●	●	●
Dual Manual Control Mirrors	●	●	–	–	–
Dual Power Adjustable Mirrors	–	–	●	●	●
2-Speed Wipers w/Mist Feature	●	●	●	●	●
Double Wall Cargo Bed, Composite (SMC) Cargo Bed, Removable Tailgate	●	●	●	●	●
Cargo Bed Tie-Downs, Tie-Down Cleats	●	●	●	●	●

### SAFETY

	4-Cyl Access Cab	4-Cyl Access Cab	V6 Access Cab	V6 6M Double Cab	V6 5A Double Cab
<b>STAR SAFETY SYSTEM™</b> Star Safety System™ – includes Vehicle Stability Control (VSC) <sup>6</sup> , Traction Control (TRAC), Anti-lock Brake System (ABS), Electronic Brake-force Distribution (EBD), Brake Assist (BA) <sup>7</sup> & Smart Stop Technology (SST) <sup>8</sup>	●	●	●	●	●
Dual-Stage Driver & Front Passenger Airbag Supplemental Restraint System (SRS) <sup>1</sup>	●	●	●	●	●
Front Seat-Mounted Side Airbags (SRS) <sup>1</sup>	●	●	●	●	●
Roll-Sensing Front & Rear Head/Side Curtain Airbags (SRS) <sup>1</sup>	●	●	●	●	●
Front Seatbelt Pre-Tensioners & Force Limiters	●	●	●	●	●
All-Position 3-Point Lap & Shoulder Belts	●	●	●	●	●
Front Seatbelt Anchor Height Adjusters	●	●	●	●	●
Anchor Points for Child Restraint Seats	●	●	●	●	●
Child Protector Rear Door Locks	–	–	–	●	●
Active Front Headrests w/Whiplash Protection	●	●	●	●	●
Engine Immobilizer	●	●	●	●	●
Front Tow Hook, Assist Grips	●	●	●	●	●
Low Fuel, Low Oil Level Warning Indicators	●	●	●	●	●
Tire Pressure Monitoring System	●	●	●	●	●

## New vehicle warranty summary – No deductibles – no transfer fees

**COMPREHENSIVE COVERAGE** 3 years or 60,000 km. This warranty includes 24 hour Roadside Assistance and other benefits, as well as coverage of repairs on any part of the vehicle that is defective in material or workmanship under normal use and maintenance. Different warranties apply to original tires.

**POWERTRAIN COMPONENTS** 5 years or 100,000 km. This warranty covers repairs to powertrain components that are defective in material or workmanship under normal use and maintenance.

**MAJOR EMISSION CONTROL COMPONENTS** 8 years or 130,000 km. This warranty covers repairs to specified major emission components that are defective in material or workmanship under normal use and maintenance.

**CORROSION PERFORATION** 5 years/unlimited distance. This warranty covers any sheet metal found, under normal use, to have developed a perforation from corrosion due to defects in material or workmanship.

## Available Packages

	4-Cyl Access Cab	4-Cyl Access Cab	V6 Access Cab	V6 6M Double Cab	V6 5A Double Cab
<b>4X2 Access Cab Convenience Package</b> Sliding Rear Window, Rear Privacy Glass, Cruise Control, Keyless Entry, Power Adjustable Mirrors, Leather-Wrapped Steering Wheel	○	–	–	–	–
<b>4X2 Access Cab SR5 Power Package</b> 4x2 Access Cab Convenience Package plus: Driver Seat Lumbar Support, Front Passenger Seat Fold-Down Seat Back, SR5 Fabric Seats, Leather-Wrapped Shift Knob, Metallic Dash Accents, Colour-Keyed Front Bumper, Chrome Rear Bumper, Chrome Grille, Dual Illuminated Vanity Mirrors, Variable Intermittent Wipers, 120 Volt (400 Watt) Cargo Bed Power Outlet, LED Rear Brake Lamps, Windshield Shade Band, Backup Camera	○	–	–	–	–
<b>4X4 Access Cab SR5 Power Package</b> 16" Aluminum Alloy Wheels, Wheel Locks, Driver Seat Lumbar Support, Front Passenger Seat Fold-Down Seat Back, SR5 Fabric Seats, Sliding Rear Window, Rear Privacy Glass, Cruise Control, Colour-Keyed Front Bumper, Chrome Rear Bumper, Chrome Grille, Colour-Keyed Fender Flares, Power Adjustable Mirrors, Dual Illuminated Vanity Mirrors, Variable Intermittent Wipers, Leather-Wrapped Steering Wheel & Shift Knob, Metallic Dash Accents, Keyless Entry, LED Rear Brake Lamps, Windshield Shade Band, Backup Camera	–	○	–	–	–
<b>4X4 Access Cab V6 SR5 Power Package</b> 16" Aluminum Alloy Wheels, Wheel Locks, Driver Seat Lumbar Support, Front Passenger Seat Fold-Down Seat Back, SR5 Fabric Seats, Digital Compass, Auto-Dimming Rear View Mirror, Backup Camera, Leather-Wrapped Steering Wheel & Shift Knob, Metallic Dash Accents, Dual Illuminated Vanity Mirrors, Variable Intermittent Wipers, Colour-Keyed Front Bumper, Chrome Rear Bumper, Chrome Grille, Colour-Keyed Fender Flares, Increased Towing Capacity (2948 kg/6500 lb.), Transmission Cooler (Automatic Only), Engine Oil Cooler, Upgraded Alternator, Class IV Towing Hitch, 7-Pin Trailer Wire Harness, Trailer Sway Control (TSC), Illuminated Entry, LED Rear Brake Lamps, Garage Door Opener	–	–	○	–	–
<b>4X4 Access Cab V6 TRD Off-Road Package</b> 4x4 Access Cab V6 SR5 Power Package plus: Rear Differential Lock, Fuel Tank & Transfer Case Protector Plates, P265/70R16 Raised White Letter All-Terrain Tires, Front Sport Seats, Front Seat Back Pockets, 120 Volt (400 Watt) Cargo Bed Power Outlet, TRD Decals, Fog Lamps, Active Traction Control (A-TRAC), Water Repellent Seat Fabric, Garage Door Opener, Front Skid Plate, Front & Rear Bilstein Shock Absorbers, Downhill Assist Control (DAC) (Automatic Only), Hill-Start Assist Control (HAC) (Automatic Only) (Delete Front Passenger Seat Fold-Down Seat Back)	–	–	○	–	–
<b>4X4 Access Cab V6 Trail Teams Pro Package</b> 4x4 Access Cab V6 TRD Off-Road Package plus: 16" Black TRD Beadlock Style Alloy Wheels, Black Side Step Bars, TRD Exhaust System, Trail Teams Pro Decal	–	–	○	–	–

	4-Cyl Access Cab	4-Cyl Access Cab	V6 Access Cab	V6 6M Double Cab	V6 5A Double Cab
<b>4X4 Double Cab SR5 Power Package</b> 16" Aluminum Alloy Wheels, Wheel Locks, Colour-Keyed Front Bumper, Chrome Rear Bumper, Chrome Grille, Colour-Keyed Fender Flares, LED Rear Brake Lamps, SR5 Fabric Seats, Digital Compass, Auto-Dimming Rear View Mirror, Backup Camera, Dual Illuminated Vanity Mirrors, Variable Intermittent Wipers, Leather-Wrapped Steering Wheel & Shift Knob, Metallic Dash Accents, Illuminated Entry, Increased Towing Capacity (2903 kg/6400 lb.) (Automatic Only)/(2948 kg/6500 lb.) (Manual Only), Transmission Cooler (Automatic Only), Engine Oil Cooler, Upgraded Alternator, Class IV Towing Hitch, 7-Pin Trailer Wire Harness, Trailer Sway Control (TSC), Garage Door Opener, Driver Seat Lumbar Support	–	–	–	○	○
<b>4X4 Double Cab TRD Sport Package</b> 4x4 Double Cab SR5 Power Package plus: P265/65R17 Tires, 17" Aluminum Alloy Wheels, Front Sport Seats, Heated Driver & Front Passenger Seats, Front Seat Back Pockets, Colour-Keyed Bumpers, Colour-Keyed: Mirrors, Grille Surround, Door Handles, Hood Scoop, 120 Volt (400 Watt) Cargo Bed Power Outlet, TRD Decals, Fog Lamps, Front & Rear Bilstein Shock Absorbers, Water Repellent Seat Fabric, Integrated Signal Lamps (Delete Front Passenger Fold-Down Seat Back)	–	–	–	○	○
<b>4X4 Double Cab TRD Sport Premium Package</b> 4x4 Double Cab TRD Sport Package plus: Leather Seat Surfaces, 6.1" Touch Panel Display Audio w/Navigation <sup>5</sup>	–	–	–	○	○
<b>4X4 Double Cab Trail Teams Sport Package</b> 4x4 Double Cab TRD Sport Package or TRD Sport Premium Package plus: Black Side Step Bars, TRD Exhaust System, Roof Rack w/Cross Bars, Front Skid Plate, Trail Teams Sport Decal	–	–	–	○	○
<b>4X4 Double Cab Limited Package</b> 4x4 Double Cab SR5 Power Package plus: P265/60R18 Tires, 18" Chrome Wheels, 6.1" Touch Panel Display Audio w/Navigation, <sup>5</sup> JBL® AM/FM/CD Player, MP3/WMA Playback, Subwoofer, Front Heated Sport Seats, SofTex® Trimmed Seats, Front Seat Back Pockets, 120 Volt (400 Watt) Cargo Bed Power Outlet, Chrome Mirrors w/Integrated Signal Lamps, Fog Lamps w/Chrome Surround, Chrome Door Handles, Chrome Side Step Bars, Limited Badges (Delete Front Passenger Fold-Down Seat Back)	–	–	–	–	○

# Tacoma Specifications

## MECHANICAL

### ENGINE

	4-CYL Access Cab	4-CYL Access Cab	V6 Access Cab	V6 6M Double Cab	V6 5A Double Cab
<b>Type</b>	●	●	-	-	-
2.7 Litre, 4-Cylinder, DOHC, 16-Valve, Variable Valve Timing w/intelligence (VVT-i), Sequential Multiport Electronic Fuel Injection	●	●	-	-	-
4.0 Litre, V6, DOHC, 24-Valve, Variable Valve Timing w/intelligence (VVT-i), Sequential Multiport Electronic Fuel Injection	-	-	●	●	●
Engine Oil Cooler, Upgraded Alternator	-	-	○	○	○
<b>Compression Ratio</b>	●	●	-	-	-
9.6:1	●	●	-	-	-
10.0:1	-	-	●	●	●
<b>Horsepower</b>	●	●	-	-	-
159 hp @ 3800 rpm	●	●	-	-	-
236 hp @ 5200 rpm	-	-	●	●	●
<b>Torque</b>	●	●	-	-	-
180 lb.ft. @ 3800 rpm	●	●	-	-	-
266 lb.ft. @ 4000 rpm	-	-	●	●	●

### DRIVETRAIN

	4-CYL Access Cab	4-CYL Access Cab	V6 Access Cab	V6 6M Double Cab	V6 5A Double Cab
<b>Drive Configuration</b>	-	●	●	●	●
4WD Part Time, 2-Speed Transfer Case, Automatic Disconnecting Differential (ADD), One-Touch 4WD, Engine Undercover	-	●	●	●	●
Automatic Limited Slip Rear Differential	●	●	●	●	●
Active Traction Control (A-TRAC), Rear Differential Lock, Fuel Tank & Transfer Case Protector Plates	-	-	○	-	-
Hill-Start Assist Control (HAC), Downhill Assist Control (DAC) (Automatic Only)	-	-	○	-	-
<b>Transmission</b>	●	●	-	-	-
5-Speed, Manual	●	●	-	-	-
6-Speed, Manual	-	-	●	●	-
4-Speed, Automatic, Electronically Controlled Transmission (ECT)	○	○	-	-	-
5-Speed, Automatic, Super Electronically Controlled Transmission (Super ECT)	-	-	○	-	●
Lock-Up Torque Converter	○	○	○	-	●

### CHASSIS

	4-CYL Access Cab	4-CYL Access Cab	V6 Access Cab	V6 6M Double Cab	V6 5A Double Cab
<b>Suspension</b>	●	●	●	●	●
Front: Independent, Double-Wishbone w/Gas-Filled Shock Absorbers, Coil Springs, Stabilizer Bar	●	●	●	●	●
Rear: Multi-Leaf Spring w/Staggered Outboard-Mounted Gas Shock Absorbers	●	●	●	●	●
Front/Rear: Bilstein Shock Absorbers	-	-	○	○	○
<b>Brakes</b>	●	●	●	●	●
Power-Assisted, Ventilated Front Discs, Rear Drums	●	●	●	●	●
<b>Steering</b>	●	●	●	●	●
Rack & Pinion w/Variable Power Assist	●	●	●	●	●
<b>Wheels &amp; Tires</b>	-	●	●	●	●
16" Styled Steel Wheels, P245/75R16, All-Season Tires, Full-Size Spare Tire	-	●	●	●	●
15" Styled Steel Wheels, P215/70R15, All-Season Tires, Full-Size Spare Tire	●	-	-	-	-
P265/70R16, Raised White Letter All-Terrain Tires	-	-	○	-	-
P265/65R17, All-Season Tires, Full-Size Spare Tire w/Steel Wheel	-	-	-	○	○
P265/60R18, All-Season Tires, Full-Size Spare Tire w/Steel Wheel	-	-	-	-	○

## DIMENSIONS

	mm (in.)	4-CYL Access Cab	4-CYL Access Cab	V6 Access Cab	V6 6M Double Cab	V6 5A Double Cab
<b>Length</b>	5285 (208.1)	●	●	●	●	-
	5620 (221.3)	-	-	-	-	●
<b>Width</b>	1835 (72.2)	●	-	-	-	-
	1895 (74.6)	-	●	●	●	-
<b>Height (Unloaded)</b>	1670 (65.7)	●	-	-	-	-
	1785 (70.3)	-	●	●	-	-
	1780 (70.1)	-	-	-	●	●
<b>Cargo Bed Length</b>	1531 (60.2)	-	-	-	●	-
	1866 (73.5)	●	●	●	-	●
<b>Cargo Bed Width</b>	1054 (41.5) Between Wheel Wells	●	●	●	●	●
<b>Cargo Bed Depth</b>	457 (18.0)	●	●	●	●	●
<b>Wheelbase</b>	3235 (127.4)	●	●	●	●	-
	3570 (140.6)	-	-	-	-	●
<b>Track</b>	Front/Rear: 1550 (61.0)	●	-	-	-	-
	Front: 1600 (63.0)	-	●	●	●	●
	Rear: 1610 (63.4)	-	●	●	●	●
<b>Headroom</b>	Front: 1016 (40.0)	●	●	●	●	●
	Rear: 894 (35.2)	●	●	●	-	-
	Rear: 975 (38.4)	-	-	-	●	●
<b>Legroom</b>	Front: 1060 (41.7)	●	●	●	●	●
	Rear: 716 (28.2)	●	●	●	-	-
	Rear: 829 (32.6)	-	-	-	●	●
<b>Shoulder Room</b>	Front: 1466 (57.7)	●	●	●	-	-
	Rear: 1466 (57.7)	●	●	●	-	-
	Rear: 1506 (59.3)	-	-	-	●	●
<b>Turning Circle</b>	<i>m (ft.)</i>	-	●	●	●	-
	13.2 (43.3)	-	●	●	●	-
	13.6 (44.6)	●	-	-	-	-
	14.2 (46.5)	-	-	-	-	●
<b>Ground Clearance</b>	206 (8.1)	●	-	-	-	-
	240 (9.4)	-	●	●	●	●
<b>Approach Angle (degrees)</b>	27	●	-	-	-	-
	35	-	●	●	●	●
<b>Departure Angle (degrees)</b>	20	●	-	-	-	-
	25	-	●	●	●	●

## WEIGHT & CAPACITIES

	kg (lb)	4-CYL Access Cab	4-CYL Access Cab	V6 Access Cab	V6 6M Double Cab	V6 5A Double Cab
<b>Curb Weight</b>		●	-	-	-	-
Manual	1635 (3615)	●	-	-	-	-
	1814 (4020)	-	●	-	-	-
	1848 (4095)	-	-	●	-	-
	1887 (4185)	-	-	-	●	-
Automatic	1823 (4040)	-	○	-	-	-
	1644 (3645)	○	-	-	-	-
	1860 (4130)	-	-	○	-	-
	1914 (4275)	-	-	-	-	●

## WEIGHT & CAPACITIES (cont'd)

		4-CYL Access Cab	4-CYL Access Cab	V6 Access Cab	V6 6M Double Cab	V6 5A Double Cab
<b>Seating Capacity</b>	4	●	●	●	-	-
	5	-	-	-	●	●
<b>Payload<sup>3</sup></b>	<i>kg (lb.)</i>	-	●	●	-	-
	540 (1200)	-	●	●	-	-
	520 (1150)	-	-	●	-	-
	475 (1050)	●	-	-	●	●
<b>Fuel Capacity</b>	<i>litres (gal)</i>	●	●	●	●	●
	80 (17.6)	●	●	●	●	●
<b>Towing Capacity</b>	<i>kg (lb)</i>	●	●	●	●	●
	1587 (3500)	●	●	●	●	●

## FUEL CONSUMPTION RATING<sup>2</sup>

City/Highway/Combined	L/100 km	mpg (imperial gallon)	4-CYL Access Cab	4-CYL Access Cab	V6 Access Cab	V6 6M Double Cab	V6 5A Double Cab
Manual	9.9/7.5/8.8	29/38/32	●	-	-	-	-
	11.3/9.0/10.3	25/31/27	-	●	-	-	-
	13.7/10.5/12.3	21/27/23	-	-	●	●	-
Automatic	10.8/7.8/9.4	26/36/30	○	-	-	-	-
	11.6/8.9/10.4	24/32/27	-	○	-	-	-
	13.1/9.8/11.7	22/29/24	-	-	○	-	●

● = Standard ○ = Optional -- = Not Available

(1) All Toyota vehicles shown in this brochure have Supplemental Restraint Systems (SRS). For important safety information about the Supplemental Restraint System in a particular vehicle, please see the Owner's Manual or contact your local Toyota Dealer. (2) Fuel efficiency estimates were determined using approved Government of Canada Test Methods. Actual fuel consumption will vary based on driving habits and other factors. (3) Payload = Passengers, Equipment, Luggage and Cargo. (4) Toyota tests certain Bluetooth® capable phones for compatibility with Toyota vehicles. Note that the recommendation of Toyota is not a warranty of the performance for any phone and that some problems may occur with any type of handset based on the phone software version or the service coverage available in your area. Some vehicles equipped with Bluetooth® technology are available with bilingual compatibility. Please see your Toyota Dealer for details. (5) The Toyota Navigation System is designed to assist in locating an address or point of interest. Discrepancies may be encountered between the system and your actual location. Rely on your common sense to decide whether or not to follow a specified route. Detailed coverage is not available for every city or roadway. Optional periodic geographic updates are available at an additional cost. The Navigational systems in some vehicles are available with bilingual capability. Please see your Navigation System Owner's Manual and your Toyota Dealer for further details. (6) Vehicle Stability Control (VSC) is an electronic system designed to help the driver maintain vehicle control under adverse conditions. It is not a substitute for safe driving practices. Factors including speed, road conditions and driver steering input can all affect whether VSC will be effective in preventing a loss of control. Please see your Owner's Manual for further details. (7) Brake Assist is designed to help the driver take full advantage of the benefits of ABS. It is not a substitute for safe driving practices. Braking effectiveness also depends on proper brake-system maintenance and tire and road conditions. (8) Smart Stop Technology operates only in the event of certain simultaneous brake and gas pedal applications. When engaged, the system will reduce engine power to help the brakes bring the vehicle to a stop. Factors including speed, road conditions, driver input can all impact stopping distance. Smart Stop Technology is not a substitute for safe and attentive driving and does not guarantee instant stopping. Please see your Owner's Manual for further details.

**Toyota Canada Inc.** Every effort has been made to ensure the specifications and equipment shown are accurate based on information available at time of printing. In some cases, certain changes in production capacity, standard equipment, options or product delays may occur which would not be reflected in this brochure. Toyota Canada Inc. reserves the right to make these changes without notice or obligation. The Toyota website [toyota.ca](http://toyota.ca) - or your Toyota Dealer is your best source for up-to-date information.

# Committed to Canadians, today and tomorrow.



Being a leader in the automotive industry does not simply start and finish with making great vehicles. It also means being a leader in the community. Toyota Canada and its dealerships across the country fund non-profit programs that work to make a difference for Canadians through direct community involvement.

As part of our ongoing commitment to the environment and education, we established the Toyota Evergreen Learning Grounds program. This program is designed to transform Canadian school grounds into natural learning environments so that students can have a healthy place to play, learn and develop a genuine respect for nature. We also support Special Olympics Canada, which helps athletes reach their full potential through participation in events from a local to a national level.

Visit us at [toyota.ca](http://toyota.ca) to learn more about our programs and commitment to build a better tomorrow for Canadian communities – today.

