

2004 Echo Features and Specifications[☆]

ECHO	4-DR
INTERIOR:	
• Driver & Front Passenger Vanity Mirrors	●
• Driver & Front Passenger Seat Adjustments, Recline	●
• Front Adjustable Headrests	●
• Rear Headrests	●
• Full Fabric Seat Material	●
• Low Back Front Bucket Seats	●
• Semi-Fabric Door Trim	●
• 60/40 Split Rear Seat	●
• Rear Seat Heater Ducts	●
• Carpet Mats	●
• AM/FM/CD/MP3 Player, 4-Speakers	●
• Tilt Steering Wheel	●
• Remote Fuel Lid Release	●
• Manual Remote Control Mirrors	●
• Cargo Area Carpet, Interior Trunk/Cargo Access	●
CONVENIENCE:	
• Cup Holders	●
• Centre Console Box	●
• Upper & Lower Glove Box	●
• Door Map Pockets	●
• Driver Side Storage Area	●
• Passenger Seat Slide Out Storage Tray	●
• Digital Clock in Radio	●

● - Standard ○ - Optional

*Airbag Notice: The 2004 Echo features a driver & front passenger airbag Supplemental Restraint System (SRS) which activates only in a full-frontal collision of sufficient magnitude to inflate the bags. In moderate frontal collisions, the airbags may not inflate; in a rear or side collision the airbags are designed not to inflate, so the primary protection is provided by the lap and shoulder belt system. Seatbelts must be worn at all times by all occupants.


ECHO	4-DR
SAFETY:	
• Driver & Front Passenger Airbag Supplemental Restraint System (SRS)*	●
• Anchor Points for Child Restraint Seats	●
• Child Protector Rear Door Locks, Adjustable "B" Pillar Shoulder Belt Anchors	●
• Driver & Front Passenger Seatbelt Pre-tensioners & Force Limiters	●
• 3-Point Lap & Shoulder Belts	●
• Assist Grips	●
• Door Ajar, "Headlamp On", Driver & Front Passenger Seatbelt Warning	●
• Warnings: Low Fuel, Low Coolant Level, Low Washer Fluid	●
EXTERIOR:	
• Aero Style Halogen Headlamps	●
• Electric Rear Window Defroster	●
• Tinted Glass	●
• Intermittent Wipers, Mist Feature	●
• Full Wheel Covers	●
PACKAGES:	
4-DOOR PACKAGE:	
• Colour-Keyed Bumpers & Door Handles, P185/60R15 Tires, Power Door Locks	○
STYLE PACKAGE:	
• Colour-Keyed Bumpers & Door Handles, P185/60R15 Tires, Power Door Locks, Power Windows, ABS (Antilock Braking System)	○
A/C PACKAGE:	
• Air Conditioning	○
APPEARANCE & A/C PACKAGE:	
• Splash Guards, Bodyside Mouldings, Air Conditioning	○
APPEARANCE, A/C & CRUISE PACKAGE:	
• Splash Guards, Bodyside Mouldings, Air Conditioning, Cruise Control	○
APPEARANCE, KEYLESS & REAR SPOILER PACKAGE:	
• Splash Guards, Bodyside Mouldings, Keyless Entry, Colour-Keyed Rear Spoiler	○
APPEARANCE, A/C, KEYLESS & REAR SPOILER PACKAGE:	
• Splash Guards, Bodyside Mouldings, Air Conditioning, Keyless Entry, Colour-Keyed Rear Spoiler	○


 **TOYOTA EXPERIENCE** The part you can't replace Toyota Dealers are dedicated to making the experience of owning a Toyota both satisfying and rewarding. Our highly skilled, Toyota-trained technicians are here to make sure you enjoy many years of trouble-free driving. "That new Toyota feeling - we help you keep it."

ECHO	
ACCESSORIES:	
• Air Conditioning	●
• All-Season Floor Mats	●
• Block Heater	●
• Bodyside Mouldings	●
• Cargo Liner	●
• Cargo Net	●
• Cassette Deck	●
• Compact Disc Autochanger	●
• Cruise Control	●
• Dash Accent Kit	●
• Hood Deflector	●
• Licence Plate Cover	●
• Rear Spoiler	●
• Security System [†]	●
• Side Window Visors	●
• Splash Guards	●
• Towing Accessories	●

Accessories: See your Toyota Dealer for availability.

[†] Vehicle must be equipped with power door locks.




 **TOYOTA FINANCIAL SERVICES** If you're looking at leasing or financing, we're here to help. We provide competitive interest rates, flexible terms, and an easy online pre-approval process. The toughest decision should be choosing which Toyota you want. Visit us at www.toyotafinancialservices.ca.

ECHO	4-DR
MECHANICAL	
Engine 1NZ-FE	• 1.5 Litre (1497 cc), 4-Cylinder, DOHC, 16-Valve, VVT-i, Sequential Multiport Electronic Fuel Injection, Low Emissions Vehicle (LEV) [†]
Compression Ratio	• 10.5:1
Horsepower (kW)	• 108 (80) @ 6000 rpm
Torque (N.m.)	• 105 (143) @ 4200 rpm
Suspension	• Front: MacPherson Gas Struts, Coil Springs, Stabilizer Bar • Rear: Torsion Beam Type Suspension, Coil Springs
Drivetrain	• Front Engine/Front-Wheel Drive
Transmission	• 5-Speed Overdrive Manual • 4-Speed Electronically Controlled Overdrive Automatic with Lock-Up Torque Converter & Overdrive Cancel Switch
Brakes	• Power-Assisted Ventilated Front Discs/Rear Drums • ABS (Antilock Braking System)
Steering	• Rack & Pinion with Variable Power Assist
Tires	• P175/65R14, All-Season Steel Belted Radials, Temporary Use Spare
DIMENSIONS	
Length	4180 (164.6)
Width	1660 (65.4)
Height (Unloaded)	1500 (59.1)
Wheelbase	2370 (93.3)
Tread	Front: 1450 (57.0) Rear: 1430 (56.2)
Seating Capacity	5
Ground Clearance	150.5 (5.9)
Headroom	Front: 1013 (39.9) Rear: 956 (37.6)
Legroom	Front: 1044 (41.1) Rear: 894 (35.2)
Shoulder Room	Front: 1317 (51.9) Rear: 1288 (50.7)

● - Standard ○ - Optional

[†] Meets Environment Canada and U.S. Environmental Protection Agency (EPA) and California Air Resources Board (CARB) Low Emission Vehicle (LEV) standards.

 **Toyota Graduate Program** This program assists new graduates in their purchase of a New or Certified Used Toyota. The program differs depending on the model chosen. Be sure to ask your Dealer when purchasing your Toyota. Some conditions may apply.

CAA[®] Pyramid Award Voted best for owner satisfaction, reliability and low repair frequency and cost. Toyota has earned this award 18 times in the last 21 years.

ECHO	4-DR
CURB WEIGHT	
5-Speed Manual	928 (2045)
4-Speed Automatic	950 (2095)
CARGO CAPACITY	
	<i>m³ (cu. ft.)</i>
	.385 (13.6)
FUEL CAPACITY	
	<i>litres (gal)</i>
	45 (10)
FUEL CONSUMPTION RATING**	
	<i>L/100 km mpg</i>
City/Highway	5-Speed Manual 6.7/5.2 42/54
	4-Speed Automatic 7.1/5.5 40/51

** These estimates are based on the Government of Canada's approved criteria and testing methods. The actual fuel consumption of this vehicle may vary. Refer to the Government of Canada publication *EnerGuide Fuel Consumption Guide*.

NEW VEHICLE WARRANTY SUMMARY

No Deductibles – No Transfer Fees

Comprehensive Coverage - 3 years or 60,000 km

This warranty includes 24 hour Roadside Assistance and other benefits, as well as coverage of repairs on any part of the vehicle that is defective in material or workmanship under normal use and maintenance. Different warranties apply to original tires.

Powertrain Components - 5 years or 100,000 km

This warranty covers repairs to powertrain components that are defective in material or workmanship under normal use and maintenance.


Major Emission Control Components - 8 years or 130,000 km

This warranty covers repairs to specified major emission components that are defective in material or workmanship under normal use and maintenance.

Corrosion Perforation - 5 years unlimited distance

Any sheet metal found, under normal use, to have developed a perforation from corrosion due to defects in material or workmanship.

[®]**Toyota Canada Inc.** Every effort has been made to ensure the specifications and equipment shown are accurate based on information available at time of printing. In some cases, certain changes in standard equipment, options or product delays may occur which would not be reflected in this brochure. Toyota Canada Inc. reserves the right to make these changes without notice or obligation. The Toyota website www.toyota.ca – or your Toyota Dealer is your best source for up-to-date information.

 **With Extra Care Protection** you receive inflation protected coverage from mechanical failures, road emergencies, and much more. It's the most affordable way to guarantee you peace of mind. Consult your Toyota Dealer for details.